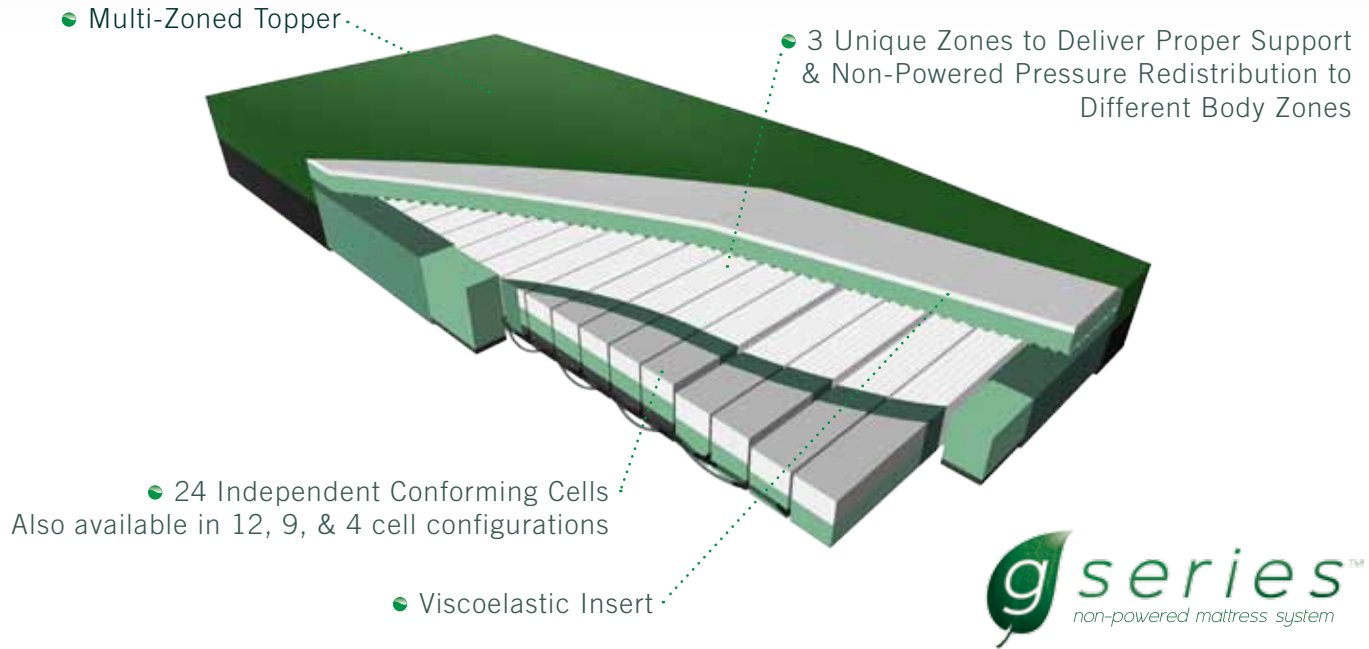


# SIZEWISE™: Non-Powered Mattress System™

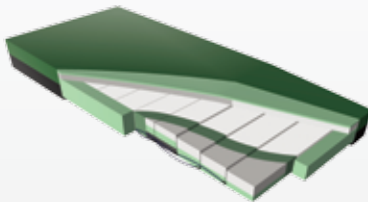
A part of the **Sizewise Envy™ Line** – the industry's first surfaces that reduce exposure to harmful chemicals of concern.



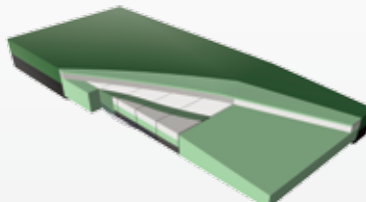
**Sizewise Envy Line™ G Series™** is the industry's first non-powered mattress system featuring F<sup>3</sup> Free™ construction that reduces chemicals of concern in the fabric, foam & fire barrier. The G Series offers multiple clinical modalities on one base product. Choose to treat patients on the non-powered pressure redistribution mode or with a control unit that delivers 1 in 2 alternating air with the reliability of Sizewise air systems. This innovative technology consists of a unique design and materials that deliver optimal comfort and pressure redistribution. The mattress conforms readily to any surface maximizing the patient immersion while reducing shear. This product meets the Practice Greenhealth Environmental Specifications for Healthcare Support Surfaces. Weight capacity is 500 lbs.

## Cell Configuration Options


- Envy Line™ G Series™ 12 Cell



- Envy Line™ G Series™ 9 Cell



- Envy Line™ G Series™ 4 Cell



## All Models Feature

- Anti-Skid Bottom Cover
- Defined Perimeter with Ingress/Egress
- Reinforced Evacuation Handles
- Multi-Zoned Topper
- Fits Any Medical Bed Frame
- Choice of Low Shear Nylon or 4-Way Stretch Top Cover
- High Density Foam Comfort Layer
- F<sup>3</sup> Free™ Construction
- Fire Barrier Meets CPSC 1633, BFDIX-11 & TB 129
- Greenbear Certified Materials

REAL THERAPY for REAL PEOPLE™

# SIZEWISE™: Non-Powered Mattress System™

## Options Available



- 35W x 80L x 7H | 500 lb. Capacity
- 35W x 84L x 7H | 500 lb. Capacity
- Hill-Rom VersaCare® Replacement
- Hill-Rom TotalCare® Replacement
- Standard, Bariatric & Custom Sizes Available
- Custom Graphic Printing Available
- APM Pump™ - Alternating Air Option Available on 9, 12, 24 models

## Top Cover Color Options

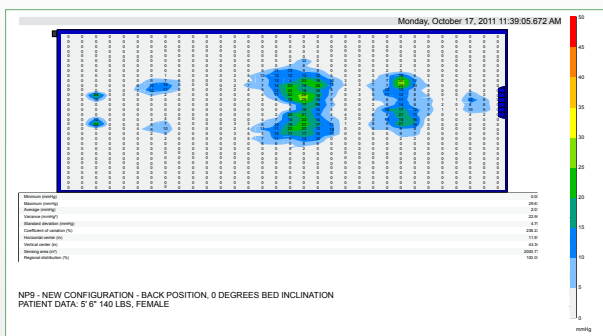
- G Series 4-Way Stretch – Kelly Green
- G Series 4-Way Stretch – Royal Blue
- G Series Nylon – Navy Blue



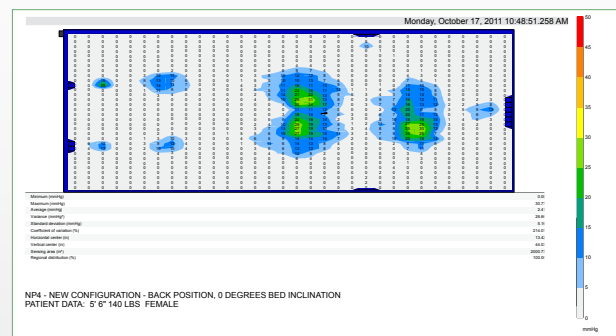
## Pressure Mapping - 50 mmHg Scale Shown



## G Series™ 24 Cell Featured



## G Series™ 12 Cell Featured



## G Series™ 9 Cell Featured

## G Series™ 4 Cell Featured



800.814.9389 | sizewise.net

REAL THERAPY for REAL PEOPLE™

SW.11.30.11



created with recycled material & soy based ink

All specifications and equipment are subject to change without notice. Sizewise reserves the right to make improvements from time to time. Photos and drawings are representative of the products and may vary slightly from actual production models. Some items photographed may include optional equipment.

Hill-Rom® is a trademark of Hill-Rom Services, Inc.; there is no affiliation with or sponsorship by Hill-Rom Services, Inc.