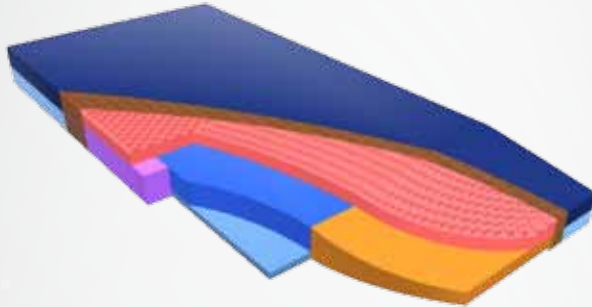


VICTORY™

| 2000 |



• MATTRESS DESIGN

Victory 2000 is a multi-density mattress comprised of 3 unique foam layers. To accommodate diverse patient body types and patient weight, each layer is designed to ensure proper weight dispersal and maximize pressure redistribution. The mattress also includes integrated transfer side bolsters as well as an engineered heel slope designed to address sensitive heels.

ADDITIONAL FEATURES:

- Moisture barrier top cover constructed of butyl coated woven nylon taffeta
- Perimeter zipper allows 360 degrees of inspection accessibility as well as replacement capability
- Bottom panel is a durable vinyl laminated fabric
- Emergency Evacuation handles are sewn the entire width of the bottom panel to enable "true" emergency evacuation strength

• FOAM

SIZES

35 x 76 x 6
35 x 80 x 6
35 x 84 x 6

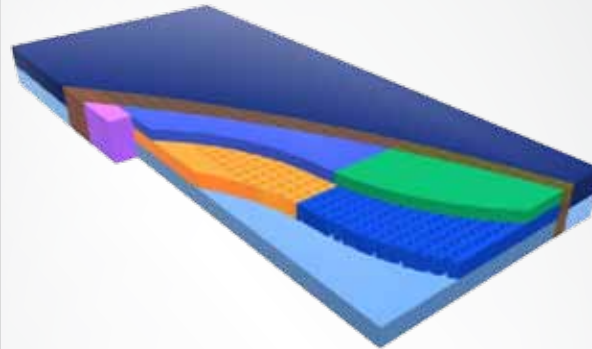
OPTIONS

Raised Perimeter Bolster System
Stretch Cover
Non Skid Bottom

Bariatric sizes available

VICTORY™

| 1800 |



• MATTRESS DESIGN

Victory 1800 is a tri-laminate mattress design. The top layer is soft and comfortable and includes a Visco Elastic Memory Foam heel section. The center core includes an exclusive die cut pattern providing true zoned pressure redistribution. Starting at the head and ending at the heels, a sequential pattern of zones quietly provides superior pressure redistribution. The top cover system uses a butyl coated woven nylon taffeta which provides a moisture barrier. The zippered "Clam Shell" design provides easy removal or replacement. The bottom fabric is vinyl laminate and includes our emergency evacuation handles.

• FOAM

SIZES

35 x 76 x 5.5
35 x 80 x 5.5
35 x 84 x 5.5

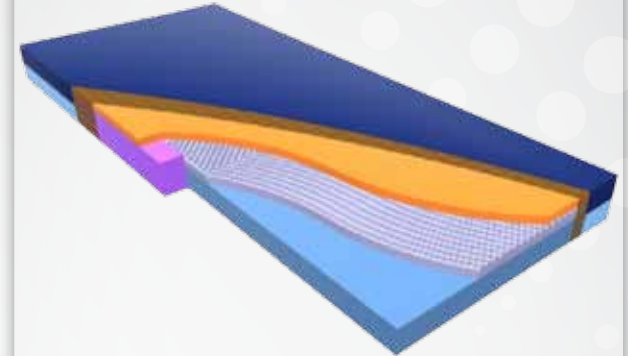
OPTIONS

Raised Perimeter Bolster System
Stretch Cover
Non Skid Bottom

Bariatric sizes available

VICTORY™

| 1600 |



• MATTRESS DESIGN

Victory 1600 is a tri-layer mattress design. The first one inch layer is supported by a second layer of bridged convoluted foam which provides patient support and appropriate skeletal envelopment. The bottom layer is for support and durability. Firm side rails are also incorporated into this economical design. The top cover system uses a butyl coated woven nylon taffeta which provides a moisture barrier. The cover design utilizes a fine tooth style zipper helping to resist fluid ingress. The bottom fabric is vinyl and includes emergency evacuation handles.

• FOAM

SIZES

35 x 76 x 6
35 x 80 x 6
35 x 84 x 6

OPTIONS

Raised Perimeter Bolster System
Stretch Cover
Non Skid Bottom

Bariatric sizes available

All mattresses meet or exceed the following fire standards: California Technical Bulletin 117, California Technical Bulletin 129, 603, and Federal Fire Standard 1633.