

SIZEWISE™: SW Low Boy®



REAL THERAPY for REAL PEOPLE™

The SW Lowboy® is changing the way hospitals and long term care facilities address fall prevention by offering the industry's first bariatric low bed with a low resting height of 7" and a weight capacity of 850 lbs. With its unlimited height adjustments to 31", the SW Low Boy allows patients to enter or exit the bed comfortably and safely. The bed has two separate control functions with lockout capabilities that provide safety for the patient and peace of mind for the care provider. The bed has a modified Cardiac Chair position as well as 20 degree Trendelenburg and Reverse Trendelenburg. The SW Low Boy will transport in any high/low position to assist in reducing the risk of care provider injury and workers' compensation claims. When combined with Sizewise therapeutic support surfaces, the SW Low Boy can provide alternation, pulsation or rotational with percussion/vibration therapies to accommodate a wide array of patients. The SW Low Boy is also available in a version designed to meet the unique needs of Psych patients.

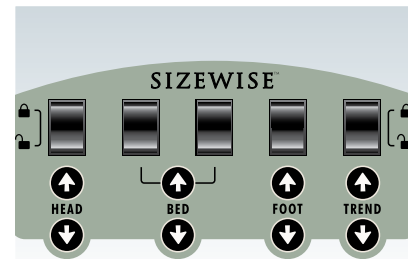
SW Low Boy® Psych Option



Trapeze Option



Independent Lockout Features



Class Leading 7.5" Low



SIZEWISE

800.814.9389 | sizewise.net

SIZEWISE™: SW Low Boy®

BED

Low Position - Deck to Floor	7.5"
High Position - Deck to Floor	30.75"
Expandable width.....	Bolt on Wings 39" to 48"
Sleep deck width.....	35", 39", 48"
Sleep deck length	82"
Maximum overall length	89"
Patient weight capacity.....	850 lbs.

SIDE RAILS

Type	Fold Down
Included with purchase.....	One Set

HEAD/FOOT BOARDS

Included in Purchase.....	Yes
Type	High Impact Plastic

BED ANGLES

Head Section	0° - 60°
Knee Section.....	0° - 50°
Max Trend.	0° - 17°
Max Reverse Trend.	0° - 17°

Note: Angles have 2° +/- variance

CASTER & BRAKING SYSTEM

Caster Diameter	4"
Dual Brake/Steer System.....	5"

ELECTRICAL SPECS

Emergency Battery back-up	Included
Safety Listing.....	UL 60601
Foot End Bed Controls	Included
Power Requirements.....	120v, 60 cycle

MATTRESS OPTIONS

Low Air Loss Surface	Optional
Alternation Therapy.....	Optional
Full Body Lateral Rotation Therapy.....	Optional
Pulsation Therapy	Optional
Non-Powered Surface	Optional
Tri-Laminate Surface	Optional

OPTIONS

Trapeze.....	Yes
--------------	------------

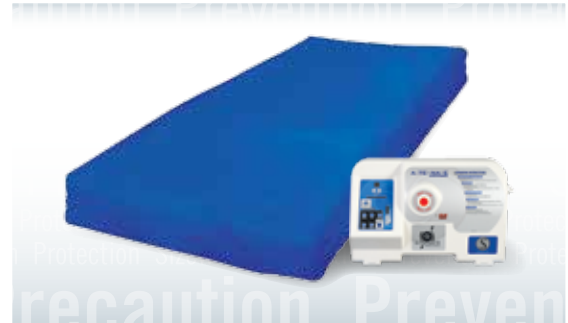
PATENTS

U.S. Patent No. 7,013,510
U.S. Patent No. 7,334,277

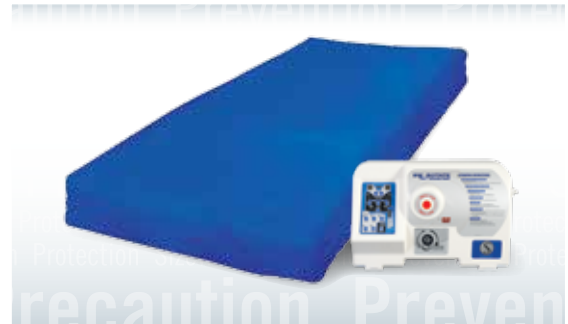
**MADE
IN THE USA**

available THERAPIES

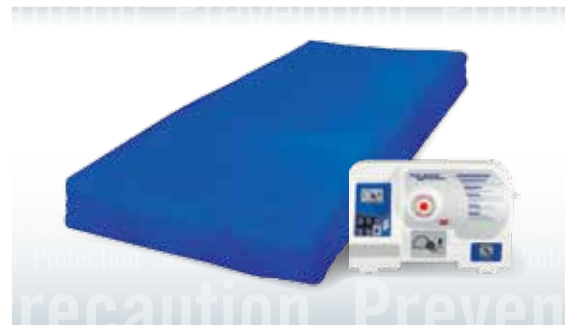
Alternation Therapy – SW Alternate™



Rotation Therapy – SW Rotate™



Pulsation Therapy – SW Pulsate™



SIZEWISE

800.814.9389 | sizewise.net